
DEPARTMENT OF MATHEMATICS
TECHNICAL REPORT

CLIFFORD AND GRASSMANN HOPF
ALGEBRAS VIA THE BIGEBRA PACKAGE
FOR MAPLE^(R)
(REVISED AUGUST 2004)

RAFAL ABLAMOWICZ

AND

BERTFRIED FAUSER

DECEMBER 2002

No. 2002-5



TENNESSEE TECHNOLOGICAL UNIVERSITY
Cookeville, TN 38505

Clifford and Graßmann Hopf algebras via the BIGEBRA package for Maple

Rafał Abłamowicz^a and Bertfried Fauser^b

^a*Department of Mathematics, Box 5054, Tennessee Technological University,
Cookeville, TN 38505, USA*

^b*Max Planck Institute for Mathematics in the Sciences, Inselstrasse 22-26
04103 Leipzig, Germany*

Abstract

Hopf algebraic structures will replace groups and group representations as the leading paradigm in forthcoming times. K -theory, co-homology, entanglement, statistics, representation categories, quantized or twisted structures as well as more geometric topics of invariant theory, e.g., the Graßmann-Cayley bracket algebra, are all covered by the Hopf algebraic framework. The new branch of *experimental mathematics* allows one to easily enter these fields through direct calculations using symbolic manipulation and computer algebra system (CAS). We discuss problems which were solved when building the BIGEBRA package for Maple and CLIFFORD¹ to handle tensor products, Graßmann and Clifford algebras, coalgebras and Hopf algebras. Recent results showing the usefulness of CAS for investigating new and involved mathematics provide us with examples. An outlook on further developments is given.

Key words: BIGEBRA, CLIFFORD, Maple, Hopf algebra, Clifford bi-convolution, Graßmann Hopf algebra, quantum Yang-Baxter equation, co-quasi triangular structure

¹ The CLIFFORD package is described in [3]

Email addresses: rablamowicz@tntech.edu (Rafał Abłamowicz),
Fausers@mis.mpg.de (Bertfried Fauser).

URLs: <http://www.math.tntech.edu/rafal/> (Rafał Abłamowicz),
<http://clifford.physik.uni-konstanz.de/~fauser> (Bertfried Fauser).

1 Aim of the paper

The first aim of this paper is to present the features of BIGEBRA, a Maple package. BIGEBRA was built to deal with tensored Clifford and Graßmann algebras, and it relies on CLIFFORD [1,2]. While the emphasis here is more on the package, we nevertheless provide novel results in the last section on quantum Yang-Baxter equations derived from a Clifford bi-convolution. CLIFFORD and BIGEBRA are meanwhile available for Maple V, 6, 7, 8, and 9.²

Secondly, we will not pass an opportunity to mention the subject of *experimental mathematics*. We strongly believe that experimental mathematics based on algorithmic approach has already been changing research and teaching of mathematics and theoretical physics [9]. The main aspects of experimental mathematics, in our view, are as follows:

Computations

Various results have been achieved by brute force calculations. CAS simplifies difficult computations with non-commutative algebras, and it allows one to tackle problems impossible for hand calculations. It makes fewer errors and its results can be validated. A CAS *cannot* and *does not* replace knowledge of the mathematics behind the problem and it requires that all concepts be well defined and sound.

Checking Assertions

Having a CAS at hand, one can easily check one's own assertions. A single counter-example uncovers one's misconceptions and leads to a more sound understanding of the subject. Indeed, when checking a *theorem* on examples, one can occasionally find that it is not valid or that it has not been correctly formulated. This in turn helps with finding errors in the computer code (*Never trust any result generated by a computer!*) and/or with coming up with a proper formulation of such ill-stated theorem.

Developing New Mathematics

It has proved to be necessary to develop new mathematics for solving problems in physics. For example, we have introduced the *Hopf algebra* as a weakened form of a *Hopf algebra*. Using a CAS this was done by first exploring the set of principles which yielded correct physical results and then by fixing the mathematics of the new structure.

² Package homepage is located at <http://math.tntech.edu/rafal/>. Maple^(R) is available from <http://www.maplesoft.com>.

Teaching

Having a well developed CAS, it can be useful in teaching! Students can check their own prejudices by exemplifying them directly on a computer. This requires a stable code which does not allow for illegal input, etc. `CLIFFORD`'s code is stable while `BIGEBRA` still needs knowledge of the user because to gain speed, type and input checking is hardly done since it is time consuming. Hence, `CLIFFORD` (and with some restrictions `BIGEBRA`) can be effectively used in teaching Graßmann and Clifford algebras and cogebras. Students can make their own experiments and develop –given a CAS which is stable under silly input– a sound understanding of the mathematical structures in question. Teaching mathematics or physics using a CAS allows one to abstract from technical details on the *first* approach. However, if the goal is that students develop an understanding of the topic, they should be encouraged to recalculate by hand and to recode themselves. Otherwise no deep understanding will ensue. A good example how this can be achieved is [22].

Experimental Mathematics

Having the opportunity to deal with a CAS opens a field of *experimental mathematics*. This includes partly the other topics given above but it should not be underestimated due to its own dynamics. Exploring mathematics *by doing particular experiments* and by strengthening or weakening one's *own* assumptions is of extreme value as it allows one to enter a new mathematical field quickly and in a reliable way.

Algorithmic Understanding

We share a growing belief [11] that computer usage not only allows one to successfully complete non-trivial computations but also, through a development of algorithms, contributes to a better understanding of the problem. The so called *algorithmic approach* leads to achieving a computational proficiency that in turn leads to a deeper mastery of the subject on the theoretical level.

2 The BIGEBRA package

We concentrate in this article on `BIGEBRA` and its features which generally go beyond those of `CLIFFORD` and Maple. We assume that the reader is somewhat familiar with the syntax and features of Maple, see, e.g., [22], while `CLIFFORD` is described in [3].

The package loads with the following commands while the linear algebra package `linalg` is loaded for convenience only. `CLIFFORD` needs to be loaded first

to assure functionality of BIGEBRA:

```
> restart:with(Clifford):with(linalg):with(Bigebra);  
[&cco, &gco, &gco_d, &gco_pl, &map, &v, EV, VERSION, bracket, contract,  
drop_t, eps, gantipode, gco_unit, gswitch, hodge, linop, linop2, lists2mat,  
lists2mat2, make_BI_Id, mapop, mapop2, meet, op2mat, op2mat2, pairing,  
peek, poke, remove_eq, switch, tcollect, tsolve1]
```

The output is a list with available functions; some of them are for internal use only. CLIFFORD and BIGEBRA come with an extensive online help page system which is included in the Maple online help and can be searched. It contains not only the syntax of the procedures but even a good deal of unpublished mathematics. It is meant to present to the user the mathematical concepts at hand. Help topics may be reached in Maple fashion with the command ?Bigebra followed by the enter key.

2.1 Tensor product

Given the functionality of CLIFFORD to compute with Clifford algebras, we need two more key features to enter the realm of bi- and Hopf algebras. The first one is the tensor product and some functions to manipulate it with while the second is the coproduct. The latter, however, follows naturally from the algebra structure on the linear dual space [16].

Maple comes with a `define` facility whose function is to introduce ampersand operators `&<name>` that are associative (flat), commutative (orderless), linear or multilinear. This facility unfortunately has two drawbacks:

- It cannot deal with user-defined scalars (ring elements). This is mathematically insensitive since any definition of a linear or multilinear function must include a linearity with respect to “scalars” that one wants to compute with. For example, we want to consider multilinear and associative tensor products over arbitrary rings such as the integers, polynomial rings etc.
- It produces code which gives wrong output.

Therefore, BIGEBRA comes with its own `define` procedure. Remembering that Graßmann basis multivectors are denoted as `Id`, `e1`, `e2`, `ei`, `e1we2`, `e1we3`, `e1wej`, \dots , let us explore properties of the associative (flat) multilinear operators `&t` and `&r` (comments in the code are separated by `#`).

In CLIFFORD and BIGEBRA almost everything can be treated as scalars, hence one can compute over function spaces etc. A generic tensor product of BIGEBRA is given by `&t`.

```
> out[1]:=e1+e2 &t e3, &t(e1+e2,e3):  
> out[2]:=&t(&t(-e1)):
```

```

> out[3]:=&t(2.5*e1):
> out[4]:=&t(a*e1+2*e2,sin(phi)*e3):
> out[1];out[2],out[3];out[4];

```

$$\begin{aligned}
&e1 + (e2 \&t e3), (e1 \&t e3) + (e2 \&t e3) \\
&\quad -\&t(e1), 2.5 \&t(e1) \\
&a \sin(\phi) (e1 \&t e3) + 2 \sin(\phi) (e2 \&t e3)
\end{aligned}$$

The patched `define` which ships with BIGEBRA can handle tensor products over quite general rings. Here we give an example where we define a tensor product `&r` over the polynomial ring $\mathbb{Z}[x]$ with integer coefficients.

```

> 'type/mydomain':=proc(expr) type(expr,polynom(integer,x)) end proc:
> define('&r',flat,multilinear,domain='mydomain'):
> out[1]:=type( 2*x+3*x^5+5,mydomain): #true since in Z[x]
> out[2]:=type( x/2 ,mydomain): #false since fraction
> out[3]:=type( 2*y^2+3*y-1,mydomain): #false wrong indeterminate
> out[1],out[2],out[3];

```

true, false, false

Now we are ready to use the new tensor product `&r` over $\mathbb{Z}[x]$:

```

> out[1]:=&r(2.5*x,4*y):
> out[2]:=&r(3*x^2-x+5,x-x^4):
> out[3]:=&r(3*y*x^2-x-5,x*y-x^4):
> out[1];out[2];out[3];

```

$$4x(2.5 \&r y)$$

$$3x^3(1 \&r 1) - 3x^6(1 \&r 1) - x^2(1 \&r 1) + x^5(1 \&r 1) + 5x(1 \&r 1) - 5x^4(1 \&r 1)$$

$$3x^3(y \&r y) - 3x^6(y \&r 1) - x^2(1 \&r y) + x^5(1 \&r 1) - 5x(1 \&r y) + 5x^4(1 \&r 1)$$

Observe, that real numbers like 2.5 or the variable y are still not treated as scalars but integers and x belonging to $\mathbb{Z}[x]$ are.

2.2 Basic tools

Having defined a tensor product, we need to have tools for operating with tensors. Let us fix notation as follows: A single term having no prefactors $\&t(b_1, \dots, b_n)$, where b_1, \dots, b_n are Graßmann basis multivectors, will be called a *tensor basis monom* or a *word* that is composed from letters of the Graßmann multivector alphabet. A *tensor monom* is a tensor basis monom with a “scalar” prefactor where “scalar” means a ring element, a function, a polynomial, or just a number. A *tensor polynom*, or just a tensor, is a sum

of tensor monoms. It is the multilinearity that guarantees that every tensor can be written as a linear combination of some tensor basis monoms (Hilbert basis theorem). The i -th place in a list of arguments of a tensor will be called the i -th *slot*.

Acting on a tensor means:

- *Removing or grafting of terms from or into a tensor*
- *Rearranging the tensor*
- *Acting with operators on n -slots producing m -slots*

The first set of operations is given by `peek` and `poke`. They work as expected: `peek` takes as an argument a number of the slot which it intends to remove and returns a sequence of lists of the removed terms and the remaining tensor. Procedure `poke` needs three arguments: a tensor, a Graßmann multivector which will be put into the i -th place, and the slot number i .

```
> f:=x->'peek'(x,2):x:=&t(e1,a*e2+b*e3,e3):f(x)=eval(f(x));
```

$$peek(\&t(e1, a e2, e3)+\&t(e1, b e3, e3), 2) = ([a e2, e1 \&t e3], [b e3, e1 \&t e3])$$

```
> g:=x->'poke'(x,e2,3):x:=&t(e1,a*e2+b*e3):g(x)=eval(g(x));
```

$$poke((e1 \&t a e2) + (e1 \&t b e3), e2, 3) = \&t(e1, a e2, e2) + \&t(e1, b e3, e2)$$

The second group of operations consists of switches –also called crossings or braids– which allow to reorder the tensors. In any CAS, it would be easy, say, to multiply the i -th and the j -th slots of a tensor and place the output into the k -th slot. However, mathematical reasons disallow such a brute method. If one demands that any reordering process be generated from the reordering rules of generators, one has to assume that a crossing is a *natural transformation* in a functorial sense and obeys coherence, see [12–14]. In fact these two conditions imply the quantum Yang Baxter equation which is discussed below. The Graßmann Hopf algebraic graded crossing and the ordinary switch (swap) of two elements fulfill these properties.

The `switch` procedure swaps two *adjacent* tensor slots in a general tensor polynomial, while the graded switch `gswitch` respects the grading of the factors. Both functions take as a second argument i , the number of the tensor slot to act on, that is, to switch the i -th and the $(i + 1)$ -st tensor entries.

```
> f1:=x->'switch'(x,2):x:=&t(e1,e2,e3,e4):f1(x)=eval(f1(x));
```

$$switch(\&t(e1, e2, e3, e4), 2) = \&t(e1, e3, e2, e4)$$

```
> f2:=x->'gswitch'(x,2):x:=&t(e1,e2,e3,e4):f2(x)=eval(f2(x));
```

$$gswitch(\&t(e1, e2, e3, e4), 2) = -\&t(e1, e3, e2, e4)$$

```
> x:=&t(e1,e2,e3we4,e5):f2(x)=eval(f2(x));
```

$$gswitch(\&t(e1, e2, e3we4, e5), 2) = \&t(e1, e3we4, e2, e5)$$

Notice the different signs for `switch` and `gswitch` depending in the latter morphism on the grading of the Graßmann multivector elements.

Furthermore, BIGEBRA allows to act with any operator on tensors. We distinguish such operations by the number of input and output slots. An ordinary endomorphism is a $1 \rightarrow 1$ map while, e.g., a product is a $2 \rightarrow 1$ map. Functions which are currently available are `mapop` and `mapop2` for $1 \rightarrow 1$ and $2 \rightarrow 2$ operators, `&map` for $2 \rightarrow 1$ operators and `contract` for $2 \rightarrow 0$ operators. Let us first show a linear operator `proj1` acting on a certain tensor slot:

```
> proj1:=proc(x) vectorpart(x,1) end proc: L:=x->'mapop'(x,2,proj1):
> x:=&t(Id,e1+e1we2,e3):L(x)=eval(L(x));
```

$$mapop(\&t(Id, e1, e3) + \&t(Id, e1we2, e3), 2, proj1) = \&t(Id, e1, e3)$$

where `vectorpart(x,n)` projects on the n -vector part of x in the Graßmann basis. Let us define a general element x in a Graßmann or Clifford algebra over a two dimensional vector space and a general operator `Rop` given by its matrix R in a co-contravariant canonical basis:

```
> restart:with(Clifford):with(linalg):with(Bigebra):
> dim_V:=2: #set dimension to 2
> bas:=cbasis(dim_V): #generate a list of basis monoms
> X:=add(x[i]*bas[i],i=1..2^dim_V): #general element
> R:=matrix(2^dim_V,2^dim_V,(i,j)->r[i,j]): #matrix with entries r[i,j]
> Rop:=proc(x) linop(x,R) end proc: #the operator Rop
> 'X'=X;'R'=evalm(R);
```

$$X = x_1 Id + x_2 e1 + x_3 e2 + x_4 e1we2$$

$$R = \begin{bmatrix} r_{1,1} & r_{1,2} & r_{1,3} & r_{1,4} \\ r_{2,1} & r_{2,2} & r_{2,3} & r_{2,4} \\ r_{3,1} & r_{3,2} & r_{3,3} & r_{3,4} \\ r_{4,1} & r_{4,2} & r_{4,3} & r_{4,4} \end{bmatrix}$$

The action of `Rop` on Graßmann multivectors and tensors is computed as

```
> out[1]:=Rop(Id):out[2]:=Rop(X):out[3]:=mapop(&t(e1,Id,e2),2,Rop):
> out[1];out[2];out[3];
```

$$r_{1,1} Id + r_{2,1} e1 + r_{3,1} e2 + r_{4,1} e1we2$$

$$(r_{4,4} x_4 + r_{4,1} x_1 + r_{4,2} x_2 + r_{4,3} x_3) e1we2 + (r_{1,1} x_1 + r_{1,2} x_2 + r_{1,3} x_3 + r_{1,4} x_4) Id \\ + (r_{2,1} x_1 + r_{2,2} x_2 + r_{2,3} x_3 + r_{2,4} x_4) e1 + (r_{3,2} x_2 + r_{3,3} x_3 + r_{3,4} x_4 + r_{3,1} x_1) e2$$

$$r_{1,1} \&t(e1, Id, e2) + r_{2,1} \&t(e1, e1, e2) + r_{3,1} \&t(e1, e2, e2) + r_{4,1} \&t(e1, e1we2, e2)$$

Operators may also be defined as any Maple procedure.

The next class of operations is the application of product maps, i.e., $2 \rightarrow 1$, which have two *adjacent* entry slots and one output slot. Examples of such operations which are predefined in BIGEBRA are the Graßmann and the Clifford products, and the contractions. User defined functions may be applied also. They are mapped onto tensors via the `&map` function which takes a tensor, the slot number and the (product) function as input parameters:

```
> trm:=&t(Id,e1,e2,Id):
> out[1]:='&map(&t(Id,e1,e2,Id),2,wedge)', ' --> ', &map(trm,2,wedge):
> out[2]:='&map(&t(Id,e1,e2,Id),2,cmul[K])', ' --> ', &map(trm,2,cmul[K]):
> out[3]:='&map(&t(Id,e1,e2,Id),2,LC,K)', ' --> ', &map(trm,2,LC,K):
> out[1];out[2];out[3];
```

$$\&map(\&t(Id, e1, e2, Id), 2, wedge), \quad --> , \&t(Id, e1we2, Id)$$

$$\&map(\&t(Id, e1, e2, Id), 2, cmul[K]), \quad --> , \&t(Id, e1we2, Id)+K_{1,2}\&t(Id, Id, Id)$$

$$\&map(\&t(Id, e1, e2, Id), 2, LC, K), \quad --> , K_{1,2}\&t(Id, Id, Id)$$

Note that the Clifford product `cmul[K]` and the left contraction `LC(..., K)` depend on an arbitrary bilinear form K which is then passed on as an additional parameter to the procedure `&map`. This mechanism can then be used to deal with different Clifford algebras in different tensor slots.

As a last example of actions on tensors we examine the evaluation and other $2 \rightarrow 0$ mappings with values in the base ring. A very important case is given by an *evaluation* which employs the action of dual elements w.r.t. the canonical basis on multivectors. In fact one would need a new kind of basis vectors, however, for technical reasons of the current version of BIGEBRA, it is the *user* who has to take responsibility for keeping track of the tensor slots which are to contain co(multi)vectors.

```
> out[1]:=[EV(Id,Id),EV(e1,e2),EV(e1,e1)]: # eval = Kronecker delta
> out[2]:='contract(&t(Id,e1,e1+e2+e3,Id),2,EV)', ' --> ',
      contract(&t(Id,e1,e1+e2+e3,Id),2,EV):
> out[1];out[2];
```

$$[1, 0, 1]$$

$$contract(\&t(Id, e1, e1 + e2 + e3, Id), 2, EV), \quad --> , Id \&t Id$$

2.3 Graßmann Hopf algebra

A Graßmann Hopf algebra is a vector space that is a Graßmann algebra and a Graßmann coalgebra fulfilling certain compatibility laws [21]. Since the algebra side is well known, we give some explanation on the coalgebra side.

A coproduct on an algebra can be defined as the categorical dual of a product via a bilinear form (pairing) defined on the vector space. This law is called *product coproduct duality* [16]. Now, it is easy to check that covectors may form a covector Grassmann algebra V^\vee , where \vee is the Grassmann exterior product on co-multivectors. Using duality via the evaluation map $\langle \cdot | \cdot \rangle$ we find

$$\begin{aligned}\langle w | x \wedge y \rangle &= \langle w_{(1)} | y \rangle \langle w_{(2)} | x \rangle, \\ \langle w \vee w' | x \rangle &= \langle w | x_{(2)} \rangle \langle w' | x_{(1)} \rangle\end{aligned}\tag{1}$$

where we have used Sweedler's notation for the coproduct

$$\Delta(x) = \sum_{(x)} x_{(1)} \otimes x_{(2)}$$

with the summation symbol usually dropped. The evaluation map is given by the function `EV` from the package. The Grassmann coproduct `&gco` is seen to be a split of the homogeneous multivectors into pairs where the sign of permutation is taken into account. We give one example with symbolic indices a and b :

```
> &gco(eaweb);
```

$$(Id \ \&t \ eaweb) + (ea \ \&t \ eb) - (eb \ \&t \ ea) + (eaweb \ \&t \ Id)$$

The first compatibility law valid in a Hopf algebra is that the product is an coalgebra homomorphism and the coproduct is an algebra homomorphism, see [9]. Furthermore, an *antipode* S exists by definition in any Hopf algebra. An antipode is a particular endomorphism of the vector space underlying the Hopf algebra which is a convolutive inverse of the unit. In `BIGEBRA`, the antipode in the Grassmann Hopf algebra is called `gantipode` and it is known to be equal to the grade involution. We check this in dimension 2:

```
> dim_V:=2:
```

```
> 'S^'=matrix(2^dim_V,2^dim_V,(i,j)->EV(bas[i],gantipode(bas[j])));
```

$$S^{\wedge} = \begin{bmatrix} 1 & 0 & 0 & 0 \\ 0 & -1 & 0 & 0 \\ 0 & 0 & -1 & 0 \\ 0 & 0 & 0 & 1 \end{bmatrix}$$

```
> 'Grade_Inv'=matrix(2^dim_V,2^dim_V,(i,j)->EV(bas[i],gradeinv(bas[j])));
```

$$Grade_Inv = \begin{bmatrix} 1 & 0 & 0 & 0 \\ 0 & -1 & 0 & 0 \\ 0 & 0 & -1 & 0 \\ 0 & 0 & 0 & 1 \end{bmatrix}$$

The above described tools allow us to perform all algebraic manipulations in a Graßmann Hopf algebra, also using symbolic indices.

2.4 Clifford bi-convolution

A *Clifford bi-convolution* $\text{Conv}(B, C)$ for the given choice of two bilinear forms B and C is a space endowed with a Clifford algebra structure $\mathcal{Cl}(B)$ and a Clifford coalgebra structure $\text{co-}\mathcal{Cl}(C)$. The Clifford product and the Clifford coproduct are both unital and associative but not all such bi-convolutions posses an antipode.³ However if an antipode exists then one can prove that the Clifford bi-convolution $\text{Conv}(B, C)$ is a Clifford Hopf algebra [9,18]. Since we are interested in Clifford algebras $\mathcal{Cl}(B)$ over a general bilinear form B , we will introduce the Clifford product via the Chevalley deformation [6]. Let \mathbf{x} be an element in V , the space of generators, and let u be a general element in $V^\wedge (= \wedge V)$. Then, one defines the action of \mathbf{x} on u as

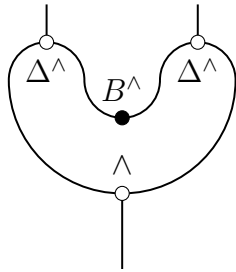
$$\gamma_{\mathbf{x}} \circ u = i_{\mathbf{x}}(u) + \mathbf{x} \wedge u$$

where $i_{\mathbf{x}}$ is the *inner product* or *contraction* w.r.t. B given as $\text{LC}(\mathbf{x}, \dots)$. The action is then extended to a map $\circ : V \otimes V \mapsto V$ by demanding that

$$\begin{aligned} i_{\mathbf{x}}(y) &= B(\mathbf{x}, \mathbf{y}), & i_{u \wedge v}(w) &= i_u(i_v(w)) \\ i_{\mathbf{x}}(u \wedge v) &= i_{\mathbf{x}}(u) \wedge v + \hat{u} \wedge i_{\mathbf{x}}(v) \end{aligned}$$

with $\hat{u} = (-1)^{\partial u} u$ being the grade involution, e.g., [9]. It is a remarkable fact that this product can be directly defined via a deformation called *cliffordization* by Rota and Stein [20]. It may also be called a Drinfeld twist, see below. Using the undeformed Graßmann product \wedge and coproduct Δ one can write

$$u \circ v = B^\wedge(u_{(2)}, v_{(1)}) u_{(1)} \wedge v_{(2)}$$



Tangle 1. Rota sausage that defines the Clifford product

³ An antipode does not exist when $\det(1 - BC) = 0$, see [10].

Here B^\wedge is the scalar valued bilinear form tied to the inner product B via the counit ϵ as $B^\wedge(a, b) = \epsilon(i_a(b))$. In particular, ϵ is a projection onto the scalar part whereas $i_a(b)$ is the (left) contraction of b by a given as `scalarpart` and `LC(a, b)`, respectively. A collection of such generalized grade free product and coproduct formulas can be found in [8]. We exemplify this in the BIGEBRA package as follows:⁴

```
> restart:with(Clifford):with(Bigebra):unprotect(gamma):
> Gamma:=proc(u) local x; x:=op(procname); LC(x,u)+wedge(x,u) end proc:
> out[1]:=gamma[e1](Id)=Gamma[e1](Id):
> out[2]:=gamma[e1](e2)=Gamma[e1](e2):
> out[3]:=gamma[e1](e2we3)=Gamma[e1](e2we3):
> out[1],out[2];out[3];
```

$$\gamma_{e1}(Id) = e1, \gamma_{e1}(e2) = B_{1,2} Id + e1we2$$

$$\gamma_{e1}(e2we3) = B_{1,2} e3 - B_{1,3} e2 + e1we2we3$$

If we do the same using the cliffordization process, which we will make explicit by defining a function `cliff` in order to avoid using the internal function `cmul` that gives the Clifford product, we get

```
> cliff:=proc(x,y) local a1,a2,a3,a4,a5,a6,a7;
  a1:=&gco(x);a2:=&gco(y); #applying Grassmann coproduct to each input
  a3:=&t(a1,a2); #tensoring a1 and a2
  a4:=contract(a3,2,scalarpart@LC); #contracting two inner tensor slots
  a5:=&map(a4,1,wedge); #applying Grassmann wedge product to the two
  #remaining tensor slots
  a6:=drop_t(a5); #removing tensor symbol from 1-slot tensors
  a7:=clcollect(simplify(a6)); #collecting and simplifying final result
  return a7; #returning final result
end proc:
> out[1]:=e1 &C e2we3 = cliff(e1 ,e2we3):
> out[2]:=e1we2 &C e2we3 = cliff(e1we2,e2we3):
> out[1];out[2];
```

$$e1 \&C e2we3 = B_{1,2} e3 - B_{1,3} e2 + e1we2we3$$

$$e1we2 \&C e2we3 =$$

$$- (-B_{2,2} B_{1,3} + B_{2,3} B_{1,2}) Id + B_{2,2} e1we3 - B_{1,2} e2we3 - B_{2,3} e1we2$$

The most interesting structure which we can now access computationally with the BIGEBRA package is that of a Clifford bi-convolution. In any pair (U, V) of structures having a product on $V \otimes V$ and a coproduct on U , which need not to be a bialgebra or Hopf algebra at all, one can define a convolution product between morphisms $f, g, \dots : U \rightarrow V$, see [9]. We consider here the Grassmann Hopf algebra and its endomorphisms, and define the *star* or *convolution*

⁴ See [3] for `scalarpart`, `wedge`, and `LC` procedures.

product \star of endomorphisms according to Sweedler [21] as

$$(f \star g)(x) = m \circ (f \otimes g) \circ \Delta(x)$$

where \circ is the composition of maps. The element x can be dropped safely. Remember that the antipode is the convolutional inverse of the identity morphism 1_V on V .

In the following we will compute an antipode for the Grassmann Hopf algebra, for a twisted Grassmann Hopf algebra where only the product is deformed, and for the Clifford bi-convolution where both structure maps, product and coproduct, have been deformed. The last case is currently beyond the deformation theory, where only one structure map is deformed. We choose dimension 2 for the generating space which gives 4 dimensional Grassmann and Clifford algebras. The output is suppressed in most steps since it is very long. In the first step, defining equations for the three antipodes are stored in `eq_gr`, `eq_cl` and `eq_bc`.

```
> dim_V:=2:bas:=cbasis(dim_V):
> B:=matrix(dim_V,dim_V,(i,j)->b[i,j]): #scalar product
> BI:=matrix(dim_V,dim_V,(i,j)->c[i,j]): #coscalar product
> make_BI_Id(): ## <== initialize the Clifford coproduct
> S:=matrix(2^dim_V,2^dim_V,(i,j)->s[i,j]): #antipode template
> Sop:=proc(x) linop(x,S) end proc: #operator using S
> X:=add(x[i]*bas[i],i=1..2^dim_V): #general element
> eq_gr:=drop_t(&map(mapop(&gco(X),1,Sop),1,wedge)-gco_unit(&t(X),1)):
> eq_cl:=drop_t(&map(mapop(&gco(X),1,Sop),1,cmul )-gco_unit(&t(X),1)):
> eq_bc:=drop_t(&map(mapop(&cco(X),1,Sop),1,cmul )-gco_unit(&t(X),1)):
```

In a second step we solve these equations using the BIGEBRA tangle solver `tsolve1`:

```
> sol_gr:=tsolve1(clicollect(eq_gr),
  [seq(seq(s[i,j], i=1..2^dim_V),j=1..2^dim_V)], [seq(x[i],i=1..2^dim_V)]):
> sol_cl:=tsolve1(clicollect(eq_cl),
  [seq(seq(s[i,j], i=1..2^dim_V),j=1..2^dim_V)], [seq(x[i],i=1..2^dim_V)]):
> sol_bc:=tsolve1(clicollect(eq_bc),
  [seq(seq(s[i,j], i=1..2^dim_V),j=1..2^dim_V)], [seq(x[i],i=1..2^dim_V)]):
```

Before we display these morphisms in a matrix form, we compute a normalization factor N for the antipode S_{bc} of the Clifford bi-convolution to simplify the output, which will be given as $S_{bc} = NS'_{bc}$. Here the primed antipode S'_{bc} is the actual one and the unprimed one is the normalized one.

```
> N:=linalg[det](linalg[diag](1$dim_V)- B &* BI):
> S_GR:=subs(sol_gr[1],evalm(S)):
> S_CL:=subs(sol_cl[1],evalm(S)):
> S_BC:=map(simplify@expand,subs(sol_bc[1],N*evalm(S))):
> S_GR=evalm(S_GR),S_CL=evalm(S_CL),S_bc=map(simplify,evalm(S_BC));
```

$$S_{GR} = \begin{bmatrix} 1 & 0 & 0 & 0 \\ 0 & -1 & 0 & 0 \\ 0 & 0 & -1 & 0 \\ 0 & 0 & 0 & 1 \end{bmatrix}, \quad S_{CL} = \begin{bmatrix} 1 & 0 & 0 & b_{1,2} - b_{2,1} \\ 0 & -1 & 0 & 0 \\ 0 & 0 & -1 & 0 \\ 0 & 0 & 0 & 1 \end{bmatrix},$$

$$S_{bc} = \begin{bmatrix} -c_{2,1} b_{1,2} + 1 - c_{1,2} b_{2,1} + c_{2,1} b_{2,1} + c_{1,2} b_{1,2} & 0 & 0 & b_{1,2} - b_{2,1} \\ & 0 & -1 & 0 \\ & 0 & 0 & -1 \\ & c_{1,2} - c_{2,1} & 0 & 0 & 1 \end{bmatrix}$$

Proposition 1 (dim V=2) *The antipode S_{bc} of a Clifford bi-convolution is up to a factor identical with the antipode S^\wedge of the Graßmann Hopf algebra if and only if the cliffordization is performed with a symmetric scalar product and a symmetric coscalar product (both derivable from a quadratic and a coquadratic form via polarization in char $\neq 2$).*

Corollary 1 *The recursive formula for computing the antipode given by Milnor and Moore [16] and currently used in the Connes-Kreimer renormalization procedure cannot be applied in general to Clifford bi-convolutions with antisymmetric part in the scalar and coscalar product*

$$S(x) = \epsilon(x) - x - S(x'_{(1)})x'_{(2)}, \quad S(Id) = Id$$

where the primed coproduct is over proper cuts only, i.e., $x'_{(i)} \neq Id$.

Note however that bilinear forms having antisymmetric parts are involved in the process of Wick normal ordering in QFT [7]. A CAS is a valuable help here to find explicit examples of such structures.

3 Deformation and quantum Yang-Baxter equation

In this section we want to use BIGEBRA to make the relation between cliffordized products, coproducts and standard deformation theory explicit. We keep the definitions from the previous section, i.e., dim_V=2, the settings for the scalar product B, the coscalar product BI, and the general element X. For further reference we need an explicit form BW of the scalar product extended to $\wedge V$. We also recall the matrix form of the Graßmann antipode, this time from the BIGEBRA builtin function gantipode. We compute the convolutive inverse BS of the bilinear form BW that will be needed later.

```
> BW:=matrix(2^dim_V,2^dim_V,(i,j)->EV(cmul(bas[i],bas[j]),Id)):
```

```

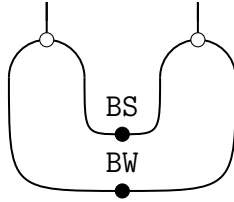
> S_Gr:=matrix(2^dim_V,2^dim_V,(i,j)->EV(bas[i],gantipode(bas[j]))) :
> BS:=evalm(BW &* S_Gr) :
> BW=evalm(BW),S_gr=evalm(S_Gr),BS=evalm(BS) ;

```

$$BW = \begin{bmatrix} 1 & 0 & 0 & 0 \\ 0 & b_{1,1} & b_{1,2} & 0 \\ 0 & b_{2,1} & b_{2,2} & 0 \\ 0 & 0 & 0 & b_{2,1}b_{1,2} - b_{2,2}b_{1,1} \end{bmatrix}, \quad S_{gr} = \begin{bmatrix} 1 & 0 & 0 & 0 \\ 0 & -1 & 0 & 0 \\ 0 & 0 & -1 & 0 \\ 0 & 0 & 0 & 1 \end{bmatrix},$$

$$BS = \begin{bmatrix} 1 & 0 & 0 & 0 \\ 0 & -b_{1,1} & -b_{1,2} & 0 \\ 0 & -b_{2,1} & -b_{2,2} & 0 \\ 0 & 0 & 0 & b_{2,1}b_{1,2} - b_{2,2}b_{1,1} \end{bmatrix}$$

Note that the convolutive inverse BS is just the scalar product w.r.t the negative bilinear form equal to the product of matrices BW and S_{gr} .

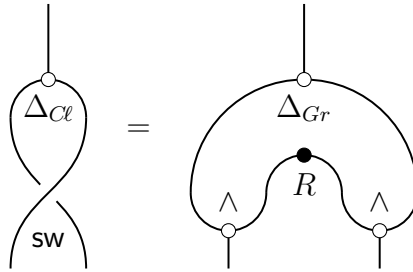


Tangle 2. Convolutive inverse of BW and BS

Proposition 2 *Every exponentially generated endomorphism B has a convolutive inverse $B^S = B \circ S = S \circ B$.*

A *quasi triangular structure* is an element $R \in V \otimes V$ which satisfies, among others, the following condition:

$$s\hat{w} \circ \Delta_{Cl}(x) = (R_{(1)} \otimes R_{(2)}) \circ \Delta_{Gr}(x) \quad (2)$$



Tangle 3. Definition of the quasi triangular structure R . Note that $R = BS$.

see, e.g., [15]. Note that our definition is somewhat different due to our reversed ordering of tensor products of dual elements. The task is now to define a general

element R and try to compute all possible solutions to equation (2). Therefore we begin by defining R .

```
> Y:=add(y[i]*bas[i],i=1..2^dim_V):
> R:=proc(x,y) local bas,tr_tbl; option remember;
    bas:=cbasis(dim_V):
    tr_tbl:=table([seq(op(Clifford:-extract(bas[i]))=i,i=1..2^dim_V)]);
    R[tr_tbl[op(Clifford:-extract(x))],tr_tbl[op(Clifford:-extract(y))]]
end proc:
> RR:=add(add(contract(&t(bas[i],bas[j]),1,R)*
    &t(bas[i],bas[j]),i=1..2^dim_V),j=1..2^dim_V):
```

Now the actual computation starts by evaluating the l.h.s. and r.h.s. of (2):

```
> Leq:=gswitch(&cco(X),1):
> Req:=&map(&map(switch(switch(&t(RR,&gco(X)),2),1),3,wedge),1,wedge):
```

Note that in the right hand side of the equation Req , two switches were used to put R between the $x_{(i)}$'s of the coproduct and are not part of formula (2) while the graded switch in the l.h.s. of the equation Leq is generic. This time we show directly how to solve tangle equations:

```
> eq:=tcollect(Leq-Req):
> vars:={seq(seq(R[i,j],i=1..2^dim_V),j=1..2^dim_V)}:
> T:={seq(seq(&t(bas[i],bas[j]),i=1..2^dim_V),j=1..2^dim_V)}:
> CO:={seq(x[i],i=1..2^dim_V)}:
> sys:={}:
> for t in T do
    for co in CO do
        sys:={op(sys),coeff(coeff(eq,t),co)};
    end do:end do:
> sol:=solve(sys,vars):
> matR:=matrix(2^dim_V,2^dim_V,(i,j)->R[i,j]):
> 'R'='subs(sol,evalm(matR));
```

$$R = \begin{bmatrix} 1 & 0 & 0 & 0 \\ 0 & -c_{1,1} & -c_{2,1} & 0 \\ 0 & -c_{1,2} & -c_{2,2} & 0 \\ 0 & 0 & 0 & c_{2,1}c_{1,2} - c_{2,2}c_{1,1} \end{bmatrix}$$

We have put the solution once more into the matrix form for convinience. Inspection of this result shows that our R is the convolutive inverse of the coscalar product, and hence, it is exponentially generated. In fact it is an axiom of a quasi triangular structure that a convolutive inverse exists. We can check our assertion explicitly for arbitrary exponentially generated operators

$$S \circ \exp K = \exp(-K)$$

for any bilinear form K .


```

> eq1:=gco_unit(gco_unit(&t(X,Y),2),1):
> eq2:=simplify(drop_t(contract(contract(&t(&gco(X),&gco(Y)),
      2,scalarpart@cmul[-K]),1,scalarpart@cmul[K])))*Id:
> is(eq1=eq2);

```

true

Corollary 2 *The (co-)cliffordizations with respect to (co-)bilinear forms $-K$ and K are convolutive inverse w.r.t. the Graßmann Hopf convolution.*

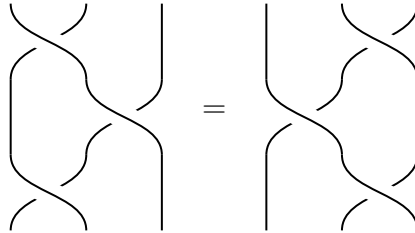
We are now ready to check that our quasi triangular structure fulfills the *quantum Yang Baxter equation*. We do this first for the graded switch of the Graßmann Hopf convolution, which is trivially a braid. We compute

```

> Z:=add(z[i]*bas[i],i=1..2^dim_V): eq0:=&t(X,Y,Z):
> eq1:=gswitch(gswitch(gswitch(eq0,1),2),1):
> eq2:=gswitch(gswitch(gswitch(eq0,2),1),2):
> is(eq1=eq2);

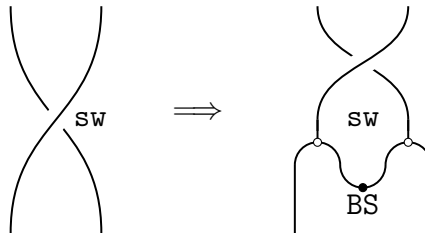
```

true



Tangle 4. Quantum Yang Baxter equation – The crossing may be the **switch** or any deformed switch, see below.

where we have not shown the cumbersome terms but simply checked that both sides evaluate to the same result, which establishes the assertion.



Tangle 5. Left tangle depicts the **switch**, while the right tangle defines the deformed switch **Bsw**.

Now we compute the quantum Yang Baxter equation for **Bsw**, a deformed crossing defined in Tangle 5.

$$\text{Bsw}_{12}\text{Bsw}_{23}\text{Bsw}_{12} = \text{Bsw}_{23}\text{Bsw}_{12}\text{Bsw}_{23}.$$

To check this assertion we calculate with **BIGEBRA** :

```

> bw:=proc(x,y) local i,j;

```

```

    add(add(BW[i,j]*EV(bas[i],y)*EV(bas[j],x),i=1..2^dim_V),j=1..2^dim_V)
end proc:
> Bsw:=proc(x,i) tcollect(gswitch(contract(&gco(&gco(x,i+1),i),i+1,bw),i))
end proc:
> eq3:=Bsw(Bsw(Bsw(eq0,1),2),1):
> eq4:=Bsw(Bsw(Bsw(eq0,2),1),2):
> is(eq3=eq4);

```

true

which proves our claim in $\dim_V=2$. As a last demonstration, we check the remaining properties of a quasi triangular structure to be valid for an exponentially generated endomap where R^S is the convolutive inverse of R .

$$R(S(a), b) = R^S(a, b), \quad R^S(a, S(b)) = R(a, b), \quad R(S(a), S(b)) = R(a, b).$$

Hence we generate the endomap ‘R’ and apply to its arguments the Graßmann antipode:

```

> R:=’R’:
> out[1]:=’R’=matrix(2^dim_V,2^dim_V,(i,j)->
    scalarpart(cmul[R](bas[i],bas[j]))):
> out[2]:=’RS’=matrix(2^dim_V,2^dim_V,(i,j)->
    scalarpart(cmul[R](gantipode(bas[i]),bas[j]))):
> out[1];out[2];

```

$$R = \begin{bmatrix} 1 & 0 & 0 & 0 \\ 0 & R_{1,1} & R_{1,2} & 0 \\ 0 & R_{2,1} & R_{2,2} & 0 \\ 0 & 0 & 0 & R_{2,1} R_{1,2} - R_{2,2} R_{1,1} \end{bmatrix}$$

$$RS = \begin{bmatrix} 1 & 0 & 0 & 0 \\ 0 & -R_{1,1} & -R_{1,2} & 0 \\ 0 & -R_{2,1} & -R_{2,2} & 0 \\ 0 & 0 & 0 & R_{2,1} R_{1,2} - R_{2,2} R_{1,1} \end{bmatrix}$$

```

> out[3]:=’RSS’=matrix(2^dim_V,2^dim_V,(i,j)->
    scalarpart(cmul[R](gantipode(bas[i]),gantipode(bas[j])))):
> out[4]:=’SR’=matrix(2^dim_V,2^dim_V,(i,j)->
    scalarpart(cmul[R](bas[i],gantipode(bas[j])))):
> out[3];out[4];

```

$$RSS = \begin{bmatrix} 1 & 0 & 0 & 0 \\ 0 & R_{1,1} & R_{1,2} & 0 \\ 0 & R_{2,1} & R_{2,2} & 0 \\ 0 & 0 & 0 & R_{2,1} R_{1,2} - R_{2,2} R_{1,1} \end{bmatrix}$$

$$SR = \begin{bmatrix} 1 & 0 & 0 & 0 \\ 0 & -R_{1,1} & -R_{1,2} & 0 \\ 0 & -R_{2,1} & -R_{2,2} & 0 \\ 0 & 0 & 0 & R_{2,1} R_{1,2} - R_{2,2} R_{1,1} \end{bmatrix}$$

Comparing the matrix representations gives us the desired result when we recall that the convolutive inverse is given by the ‘scalar product’ $-R$ on the generating space.

We can compute along the same lines as exemplified above the Yang Baxter matrix, a 16 by 16 matrix, which represents the action of R on $V \otimes V$. Since the output of these computations is quite lengthy we will give only some further results and not the explicit matrix. The actual worksheet is available from the home page of the second author.

Remark 1 *The Yang Baxter matrix of our 2 dimensional example has determinant 1 and is a function of all four parameters of the quasi triangular structure R .*

A further question is, if this structure is really quasi triangular or only triangular. Due to our reversed indexing in duals, we have to check for triangularity to see whether the Yang Baxter matrix squares to the unity.

Remark 2 *The Yang Baxter matrix of our 2 dimensional example is triangular if and only if the exponentially generated endomap is derived from a symmetric bilinear form on the generating space. This has deep implications for ordering process in quantum field theory, see [7].*

We expect such assertions to be true in higher dimensions, though that needs an algebraic proof. However, having solutions in low dimensions allows in many cases to prove by induction a general hypothesis. This is the step from experimental mathematics to ‘pure’ mathematics.

4 Conclusions

The present paper was intended to show how a CAS allows to ask questions of research interest and to come up with low dimensional solutions. During this process we have worked out examples showing how to use the **BIGEBRA** package and how to attack more advanced problems.

We hope that it became obvious from our presentation of the **CLIFFORD** [3] and **BIGEBRA** packages that the ability to compute, via a CAS, allows to build a sound knowledge about mathematical problems and that there is a need for *experimental mathematics* in education and research.

This article is, due to restrictions in space, obviously not able to give a complete review of all abilities of the **CLIFFORD** and **BIGEBRA** packages. Therefore the interested reader is invited to check the package home page⁵ for the documentation. Both packages come with a built-in online help where, for every function, syntax, synopsis and examples, and sometimes a more advanced mathematical background is provided. A printable ps or pdf version of over 500 pages is available there also. For those who wish to have a look at and a feel for the packages, there is a possibility to access them online over the web⁶.

There are tremendously many open problems coming with a bi-convolution of mathematical and physical type. It is not yet clear, under which conditions antipodes exist in higher dimensions. In dimension 3 a Clifford bi-convolution has in general no antipode, hence further relations between scalar and coscalar product have to be found. Only very little is known about the nature of the crossings derived from antipodal bi-convolution, but see [10]. The axiomatics, in terms of morphisms and category theory of Clifford bi-convolutions, is under consideration but not yet finished [17,19]. Clifford bi-convolutions are deeply connected to the renormalization process of the quantum field theory. However, there one has to go beyond the scheme presented in this paper, see [4,5]. A CAS and especially **CLIFFORD** and **BIGEBRA** are ideally suited to explore this exciting field.

Finally we want to emphasize that the present article contains Maple output (with only a minor \TeX cosmetics) which was generated by processing a Maple worksheet.

Acknowledgment: The second author, B.F., acknowledges gratefully financial support from University of Konstanz, LS Prof. Heinz Dehnen, to present

⁵ url: <http://math.tntech.edu/rafal/>

⁶ url: <http://clifford.physik.uni-konstanz.de/~ fauser>

a preliminary version of this paper at the ACA 2002 in Volos, Greece.

References

- [1] Ablamowicz, R., and Fauser, B.: CLIFFORD - A Maple Package. Tennessee Technological University, <http://math.tntech.edu/rafal/> (2004)
- [2] Ablamowicz, R., and Fauser, F.: BIGEBRA - A Maple Package. Tennessee Technological University and University of Konstanz, <http://math.tntech.edu/rafal/> (2004)
- [3] Ablamowicz, R., and Fauser, B.: Mathematics of CLIFFORD - A Maple Package for Clifford and Graßmann Algebras. Submitted (2004)
- [4] Brouder, Ch.: A quantum field algebra, math-ph/0201033
- [5] Brouder, Ch., Fauser, B., Frabetti, A., and Oeckl, R.: *Quantum field theory and Hopf algebra cohomology* [formerly 'Let's twist again'] *J. Phys. A: Math. Gen.* **37(22)** (2004) 5895–5927, hep-th/0311253
- [6] Chevalley, C.: *The Algebraic Theory of Spinors and Clifford Algebras*. Collected Works Vol. 2, Pierre Cartier, Catherine Chevalley, eds. (Springer-Verlag, Berlin, 1997)
- [7] Fauser, B.: On the Hopf-algebraic origin of Wick normal-ordering, *Journal of Physics A: Mathematical and General* **34** (2001) 105–115, hep-th/0007032
- [8] Fauser, B.: Grade free product formulae from Graßmann-Hopf gebras, in *Clifford Algebras*, R. Ablamowicz, ed. (Birkhäuser, Boston, 2004) 279–303
- [9] Fauser, B.: *A Treatise on Quantum Clifford Algebras* (Habilitationsschrift, Konstanz, 2002), arXiv:math.QA/0202059
- [10] Fauser, B., and Oziewicz, Z.: Clifford Hopf algebra for two dimensional space, *Miscellanea Algebraicae* **2(1)** (2001) 31–42, math.QA/0011263
- [11] Gruel, G.-M., and Pfister, G.: *A Singular Introduction to Commutative Algebra* (Springer-Verlag, New York, 2002)
- [12] Kelly, G.M., and Laplaza, M.L.: Coherence for compact closed categories, *Journal of Pure and Applied Algebra* **19** (1980) 193–213
- [13] Lyubashenko, V.: Modular transformations for tensor categories, *Journal of Pure and Applied Algebra* **98** (1995) 279–327
- [14] Lyubashenko, V.: Tangles and Hopf algebras in braided categories, *Journal of Pure and Applied Algebra* **98** (1995) 245–278
- [15] Majid, S.: *Foundations of Quantum Group Theory* (Cambridge University Press, Cambridge, 1995)

- [16] Milnor, J.M., and Moore, J.C.: On the structure of Hopf algebras, *Annals of Mathematics* **81** (1965) 211–264
- [17] Oziewicz, Z.: The Dirac operator as graph and the Clifford Hopf-gebra, in *Analysis of Dirac Operators*, J. Ryan, and D. Struppa, eds. (Pitman, Research Notes in Mathematics) **394** (Addison Wesley Longman Limited, Harlow, Essex, 1998)
- [18] Oziewicz, Z.: Guest editor’s note: Clifford algebras and their applications, *International Journal of Theoretical Physics* **40(1)** (2001) 1–13
- [19] Oziewicz, Z.: Operad of graphs, convolution and Hopf gebra, *Contemporary Mathematics* **318** (2003) 175–197
- [20] Rota, G.-C., and Stein, J.A.: Plethystic Hopf algebras, *Proc. Natl. Acad. Sci. USA* **91** (1994) 13057–13061
- [21] Sweedler, M.E.: *Hopf Algebras* (W. A. Benjamin, Inc., New York, 1969)
- [22] Wright, F.: *Computing with Maple* (Chapman & Hall/CRC, Boca Raton, 2002)

Submitted: August 17, 2004; Revised: TBA.